



# BMO Tactical Global Growth ETF Fund

### Core Tactical/Strategic Portfolio Outlook/Adjustments

Global markets stalled last week after the strong rally off recent lows. A mix of global data remains confusing regarding the inflation vs. growth dynamic. We do expect a cooling of inflation pressures in the months to come to stabilize markets and see a slight reduction in volatility. For the next phase of the market cycle, it will be about the Main Street impact on jobs that will matter and how sticky inflation will be. We do not have a clear lens here, but expect inflation to be stickier than markets expect or are ready for. That concludes more volatility will come. When Bullard remarked about rate cuts in 2023/24 and market based pricing confirms, it's due to recession risks and weak financial conditions. There is no reason to celebrate this outcome. A hard landing is almost a certainty we believe. Again for now, markets will likely enjoy a period of relative stability as inflation cools. We made no changes last week, but look to re-establish volatility protection in the weeks and months ahead at slightly higher levels.

### Macro Market Strategy

We think this is a very two-way market for the next few quarters with a bearish tilt. Better than expected tax receipts should push the negative funding pressure from QT into 2023. Once QT starts, to have an impact, we would be more concerned that equity risk premiums will rise and multiples will contract. The risk of a policy mistake is significant. The FOMC hawkish walk back by Bullard putting rate cuts on the table for 2023/24 now reflects the shape of the money market curves. The Fed put is still there, but sticky inflation will be the challenge. For the next few months, the mathematics of rates-of-change should pacify inflation fears. Longer-term inflation expectations (seen in the chart of the week 5-year, 5-year breakeven swap) are elevated, but anchored.

### PRO-EYES - Berman's Call

**Risk Level** Medium

The core portfolio beta is 92.6%. The degree of delta protection is 0% while the value of beta protection is 0%.

The tactical PRO-EYES factor suggests more dip buying opportunity exists than not. However, the trend of liquidity in business conditions is likely to get worse before it improves. The fact the FOMC has now talked about 2023/24 rate cuts, markets should stabilize. Valuation metrics have yet to reflect a recession and that is the overriding risk. This likely means there will be more two-way opportunities in assets until the inflation cycle is under control. We expect it will be stickier than the market believes and the FOMC will have difficulty with a soft landing scenario.

### Performance Metrics (A-Series) as of (06/03/22)

Total Return	Net	Gross	Upside/Downside <sup>5</sup>	
<b>YTD</b>	-2.92%	-2.14%	Upside	20%
<b>Prev. Qtr.</b>	-1.76%	-1.29%	Downside	32%
<b>Prev. Year</b>	-1.86%	0.06%	Months Up	52
<b>Since Inception</b>	34.68%	45.86%	Months Dn	20
<b>Ann. SI (04/28/16)</b>	4.98%	6.90%		
<b>Sharpe Ratio</b>		0.73		

**Fund Codes:** No Load Retail: BMO70762

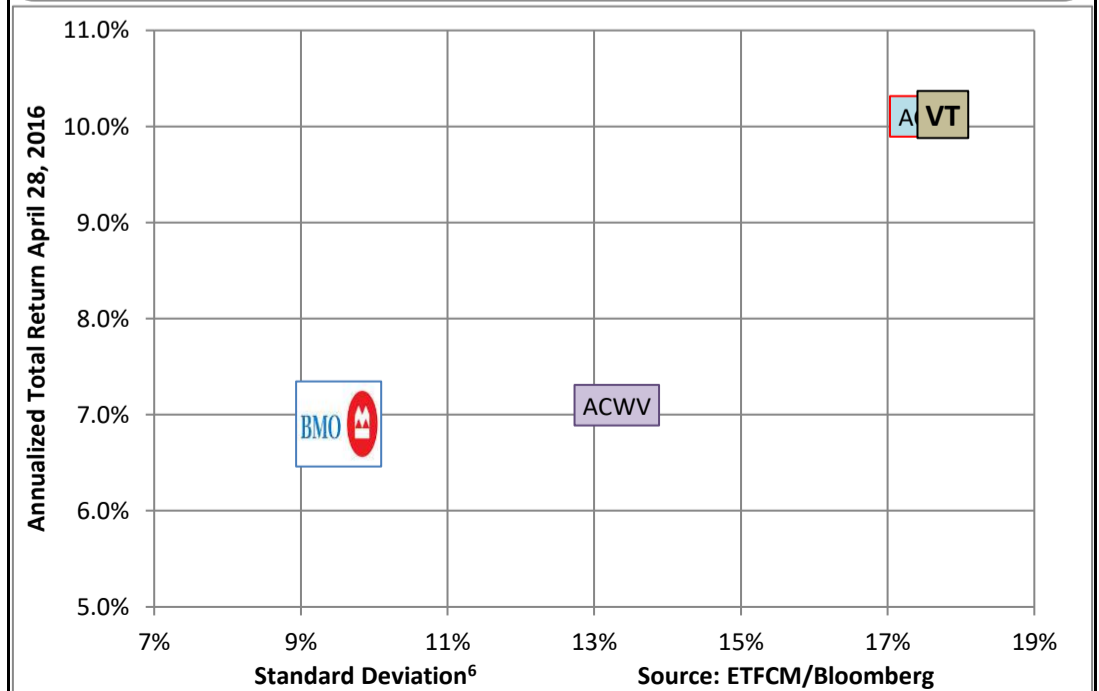

### Top Holdings

Ticker	Name	Position
ZEA	BMO MSCI EAFE Index ETF	19.7%
ZUE	BMO S&P 500 Hedged to CAD Index ETF	19.4%
ZQQ	BMO Nasdaq 100 Equity Hedged To CAD Index ETF	10.2%
ZEM	BMO MSCI Emerging Markets Index ETF	7.4%
FLGB	Franklin FTSE United Kingdom ETF	5.6%
KWEB	KraneShares CSI China Internet ETF	4.0%
GDX	VanEck Gold Miners ETF/USA	3.6%
FLJH	Franklin FTSE Japan Hedged ETF	3.4%
URA	Global X Uranium ETF	2.9%
ZMT	BMO Equal Weight Global Base Metals Hedged to CAD Index ETF	2.6%
ZCLN	BMO Clean Energy Index ETF	2.3%
PAVE	Global X US Infrastructure Development ETF	2.3%
KBA	KraneShares Bosera MSCI China A 50 Connect Index ETF	2.1%
MJ	ETFMG Alternative Harvest ETF	2.0%
FLIN	Franklin FTSE India ETF	2.0%
VNM	VanEck Vietnam ETF	1.8%
FLBR	Franklin FTSE Brazil ETF	1.6%
XBI	SPDR S&P Biotech ETF	1.0%
CLOU	Global X Cloud Computing ETF	1.0%
CIBR	First Trust NASDAQ Cybersecurity ETF	1.0%

### Chart of the Week



**Defense** Core Portfolio Beta: 92.6% **Offense**

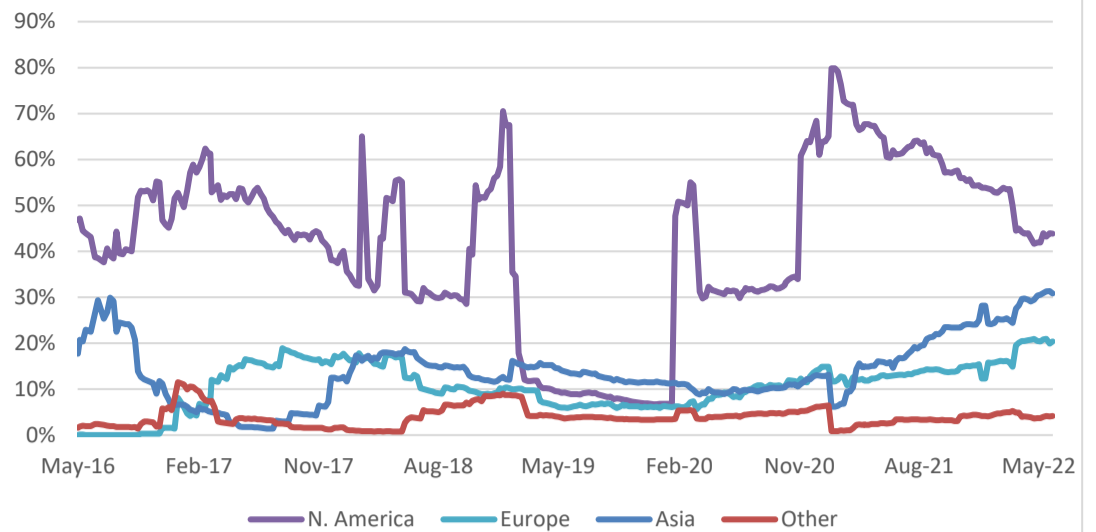


## Tactical Asset Allocation

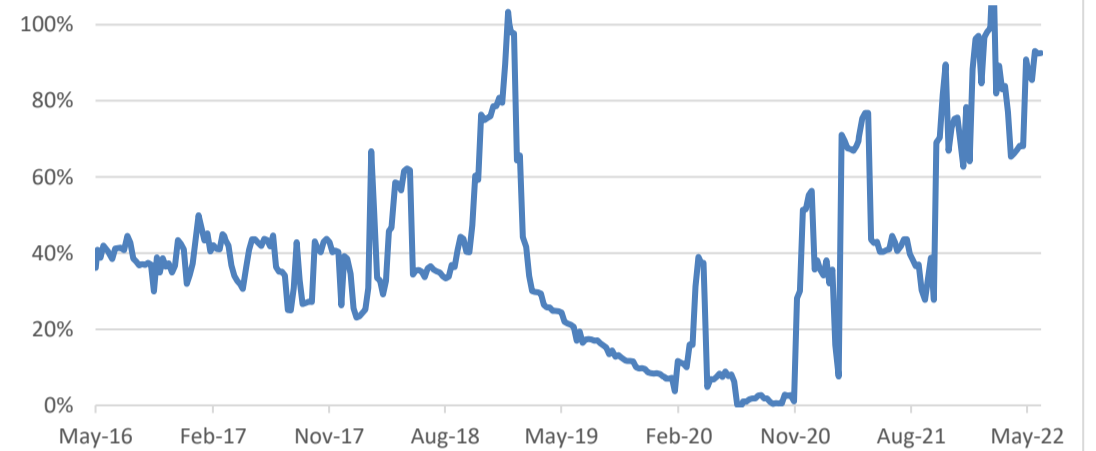
Equity	N. America	Europe	Asia	Other
06/03/22	43.9%	20.4%	30.8%	4.1%
05/27/22	43.9%	19.9%	31.3%	4.1%
Change	-0.1%	0.5%	-0.5%	0.0%

Sector	06/03/22	05/27/22	Change	BM
Basic Materials	12.54%	12.35%	0.2%	4.8%
Communications	11.77%	11.97%	-0.2%	10.5%
Consumer, Cyclical	9.00%	9.32%	-0.3%	10.5%
Consumer, Non-cyclical	18.54%	18.59%	-0.1%	20.2%
Energy	5.54%	5.51%	0.0%	4.9%
Financial	13.91%	13.46%	0.5%	18.9%
Government	0.03%	0.03%	0.0%	18.9%
Industrial	9.70%	9.61%	0.1%	10.1%
Technology	14.70%	15.02%	-0.3%	17.0%
Utilities	3.36%	3.28%	0.1%	3.0%

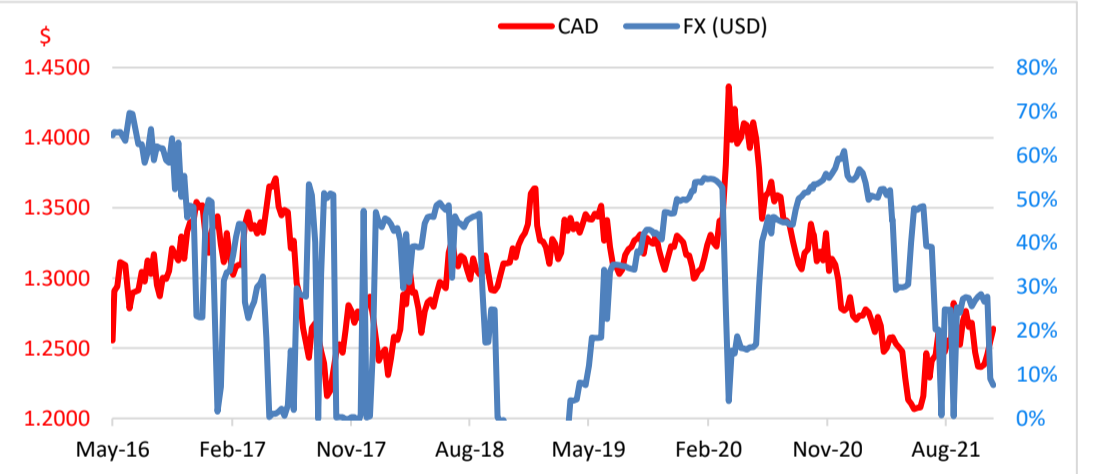
As of: Jun 3 2022	06/03/22	05/27/22	Change
FX (USD)	7.2%	7.1%	0.1%
Beta <sup>2</sup>	92.6%	92.4%	0.1%
Protection (Delta)	0.0%	0.0%	0.0%
Correlation	74.2%	74.7%	-0.5%
Yield <sup>3</sup>	2.44%	2.43%	0.01%
ETF Holdings	24	24	0
Volatility <sup>4</sup>	9.52%	9.48%	0.04%
CAD	1.2594	1.2724	-1.0%



**Net Beta (Core - Protection): 92.6%**



**Tactical FX Exposure (USD)**



This commentary is intended for information purposes only. This update has been prepared by ETF Capital Management, the portfolio manager of BMO Tactical Global Growth ETF Fund and represents their assessment at the time of publication. The views are subject to change without notice as markets change over time. The information contained herein is not, and should not be construed as, investment advice to any party. Investments should be evaluated relative to the individual's investment objectives and professional advice should be obtained with respect to any circumstance. Any statement that necessarily depends on future events may be a forward-looking statement. This material may contain forward-looking statements. "Forward-looking statements," can be identified by the use of forward-looking terminology such as "may", "should", "expect", "anticipate", "outlook", "project", "estimate", "intend", "continue" or "believe" or the negatives thereof, or variations thereon, or other comparable terminology. Investors are cautioned not to place undue reliance on such statements, as actual results could differ materially due to various risks and uncertainties. 1 The benchmark is the return of the targeted portfolio. 2 Beta is a measure of how a fund responds to moves in the broader market. A beta of greater than 1.0 suggests that the fund is more volatile than the market, while a beta of less than 1.0 suggests that the fund is less volatile. 3 Yield is the most recent income received by the fund in the form of dividends, interest and other income annualized based on the payment frequency, divided by the current market value of the fund's investments. 4 Volatility is the annualized standard deviation which is a measure of risk. 5 Upside/Downside is a statistical measure of how much of the fund performance a manager captured during up-markets or down-markets. Typically, an investor would prefer a higher upside capture and lower downside capture. The time period presented is since inception. 6 Standard Deviation is a measure of risk that calculates the variation of a fund's performance around its average over a specific time period. ETF Capital Management is a registered trade name of Quintessence Wealth, a Portfolio Manager, Investment Fund Manager and Exempt Market Dealer registered with the Canadian Securities Administrators. Commissions, trailing commissions (if applicable), management fees and expenses all may be associated with mutual fund investments. Please read the fund facts or prospectus of the relevant mutual fund before investing. The indicated rates of return are the historical annual compounded total returns for the period indicated including changes in unit value and reinvestment of all distributions and does not take into account sales, redemption, distribution or optional charges or income taxes payable by any unitholder that would have reduced returns. Mutual funds are not guaranteed, their values change frequently and past performance may not be repeated. Distributions are not guaranteed and are subject to change and/or elimination. For a summary of the risks of an investment in BMO Mutual Funds, please see the specific risks set out in the prospectus. BMO Mutual Funds are managed by BMO Investments Inc., which is an investment fund manager and a separate legal entity from Bank of Montreal. ®/™Registered trade-marks/trade-mark of Bank of Montreal, used under licence.

**Advisor/Broker Use Only**